

# Financial Highlights

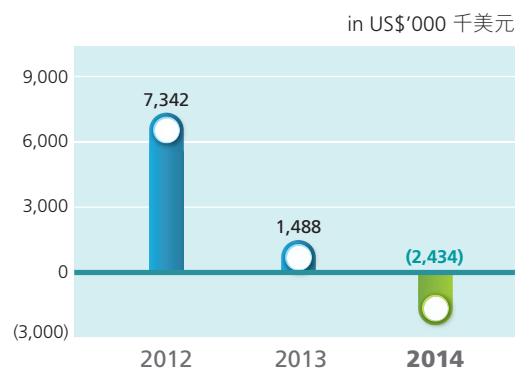
## 財務摘要

截至十二月三十一日止年度  
For the year ended 31 December

		2014 US\$'000 千美元	2013 US\$'000 千美元	Difference 差異
Revenue	收益	325,627	342,453	(4.91%)
Gross profit	毛利	44,116	48,089	(8.26%)
(Loss)/profit for the year	本年度(虧損)/溢利	(2,928)	728	(502.20%)
(Loss)/profit attributable to owners	擁有人應佔(虧損)/溢利	(2,434)	1,488	(263.58%)
Basic (loss)/earnings per share	每股基本盈利	(0.16) US cents美仙	0.10 US cents美仙	
Diluted (loss)/earnings per share	每股攤薄盈利	(0.16) US cents美仙	0.10 US cents美仙	
Final dividend proposed per share	擬派每股末期股息	- US cents美仙	- US cents美仙	
Total dividends paid and proposed per share	已付及擬派每股股息總額	- US cents美仙	0.101 US cents美仙	

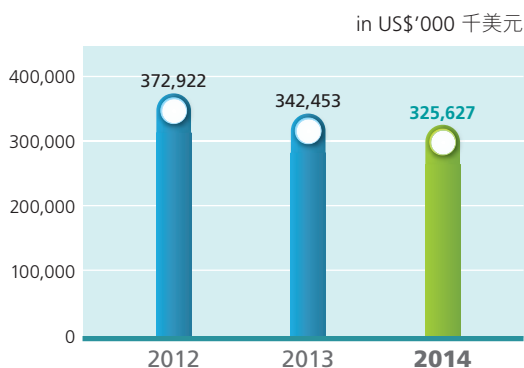
### (LOSS)/PROFIT ATTRIBUTABLE TO OWNERS

擁有人應佔(虧損)/溢利



### REVENUE

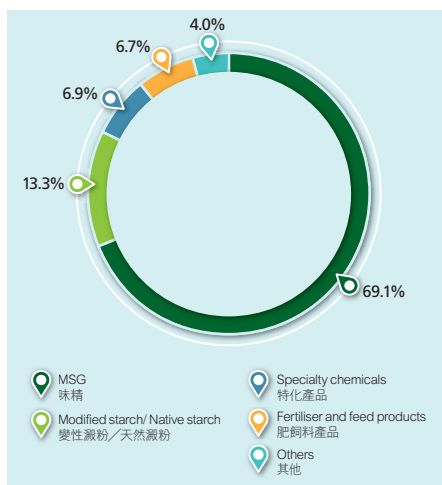
收益



### REVENUE BY PRODUCTS

按產品分類之收益

12 months ended 31 Dec 2014  
截至二零一四年十二月三十一日止十二個月



### REVENUE BY GEOGRAPHIC LOCATION

按地區分類之收益

12 months ended 31 Dec 2014  
截至二零一四年十二月三十一日止十二個月

